



Meeting Agenda

- Introductions – committee, team
- Success stories - what's happening in the parks ?
- Why plan?
- Project schedule
- Project scope
- Existing data
- Site reconnaissance – August 20, 2024
- Public Opinion Survey
- Brainstorming & Discussion
- Next Steps



Fun stories – what's happening in Allentown Parks ?



*Franklin Park
Monday Funday*



*King and Queen
of the Court*



Yoga in Jordan Park



*Valania Park
Monday Funday*

Meet some of Allentown's local park Champions

Naquon Godfrey – City employee, Valania Park Steward.

Jessica Ortiz – Ortiz Ark Foundation—Stevens Park

Milagro Canales – Old Fairgrounds Neighborhood, Stevens Park

Dan Bosket—Supporter, Monday Funday with food donations/supplies

Darian & Yolanda Colbert - **Cohesion network**, facilitators of conversations in the 1st & 6th wards (Riverside/Bucky) and Franklin Park—Help continue Monday Funday after the parks programming was over

Mayor Tuerk – frequent runner and advocate for parks



Monday Funday – October 21st, 2024

more Allentown local parks Champions.....

[Link](#)

Kyle Edwards—Muralist, working with Fine feather on mural at Fountain

Flor and Robert Velez—Puerto Rican Cultural Preservation—Bomba at the Beach at Cedar

Sgt Leonard – Community policing, helps with homeless conversations/encampments, PAL—Partner In Monday Funday, served hotdogs to the kids and provided a presence

Alvin Johnson—Provides wellness and yoga at parks events for youth

Marlon Thomas – East side youth center, supports Boys Biddy Basketball League

Monday Funday – October 7th, 2024

Troy Hunsicker – Girls Biddy—NEW



Project Committee

Laura Ballek Cole	Mayor's Office
Rebecca Kiss	COA Board of Recreation
Nancy Wilt	COA Board of Recreation
Dave Syder	COA Board of Recreation
Candida Affa	City Council
CeCe Gerlach	City Council
Natalie Santos	COA Council Representative
Christian Brown	COA Shade Tree Commission and Planning Commission
Tony Hanna	Resident
Carol Robb	Volunteer
Darren Benson Jr	Allentown A's (AYOUTH)
Shaniqua Leak / Rashaard Wilkerson	H.D.Y.A. (AYOUTH)
Kevin Ervin / Marlon Thomas	East Side Youth Center (AYOUTH)
Jessica French / Peter Allen	Mountainville Memorial Association (AYOUTH)
Kim Schaffer	Community Bike Works

ALLENTOWN PARKS AND RECREATION
DEPARTMENT – 610.437.7757

Mandy Tolino, CPRP, Director
Mandy.Tolino@allentownpa.gov

Lucinda Wright, Deputy Director
Lucinda.Wright@allentownpa.gov

Bryne Heffner-Bair, Project Coordinator
Bryne.Heffner@allentownpa.gov



Committee, continued...

Scott Slingerland	CAT Lehigh Valley
Simon Moore	Parknership
Rosario Stoops	Friends of Allentown Parks
Rick Daugherty	Lehigh Valley Active Life
Leslie Billowitch / Neil Novak	Lehigh Valley Road Runners
Ana Tiburcio / Randy Atiyeh	Allentown School District
Janet Roth	Trexler Trust
John Leonard	COA Police
Efrain Agosto	COA Fire
Julio Guridy	Allentown Housing Authority
Becky Bradley, AICP	Lehigh Valley Planning Commission
Christian Martinez	Lehigh Valley Planning Commission
Scott Greenly	Lehigh Valley Planning Commission
Susan Myerov	Lehigh Valley Planning Commission
Liz Rosencrans / Brit Kondravy	D&L Heritage Corridor

ALLENTOWN PARKS AND RECREATION
DEPARTMENT – 610.437.7757

Mandy Tolino, CPRP, Director
Mandy.Tolino@allentownpa.gov

Lucinda Wright, Deputy Director
Lucinda.Wright@allentownpa.gov

Bryne Heffner-Bair, Project Coordinator
Bryne.Heffner@allentownpa.gov



Committee, continued.....

Darian Colbert	Cohesion
Shannon Fugate	Allentown Arts Commission
Andrew Atiyeh	KNT Basketball
Kyle Edwards	A True L.O.V.E. Story
Daniel Bosket	Community Action Development Allentown
Samantha Shaak	Leonard Parker Pool Institute for Health
Flor and Robert Velez	Puertorrican Culture Preservation
Carmen Bell / Jose Rivera	United Way of Greater Lehigh Valley
Fatima Nabavian	Lehigh Valley Center for Independent Living
Marci Klinger	Lehigh Valley Disc Club
Christina DiPierro	Valley Youth House
Abigail Goldfarb	Conference of Churches

ALLENTOWN PARKS AND RECREATION
DEPARTMENT – 610.437.7757

Mandy Tolino, CPRP, Director
Mandy.Tolino@allentownpa.gov

Lucinda Wright, Deputy Director
Lucinda.Wright@allentownpa.gov

Bryne Heffner-Bair, Project Coordinator
Bryne.Heffner@allentownpa.gov



Project team



Pankaj Jobanputra, AICP, Project Manager
pjobanputra@simonecollins.com

Anita Nardone, PE, Stormwater analyst
anardone@simonecollins.com

Robert Gladfelter, RLA, ASLA, Project LA,
Natural Resources Analyst
rgladfelter@simonecollins.com

William Collins, RLA, Principal
wcollins@simonecollins.com

Norristown, PA 610 239 7601

CERTIFIED PARK & RECREATION
PROFESSIONALS

Derek Dureka, CPRP
derekdureka@gmail.com

Kathleen Muller, CPRP
muller.recreation@gmail.com

Why plan?

- Plan for **current needs** and **future growth** of Allentown's open space, recreation system, and environmental resources
- Parks, trails, and open space are important areas where residents of all ages, ethnicity, economic status, and abilities will interact and **create community building experiences**
- Community recreation facilities are **essential green infrastructure** that provide physical, spiritual, and health benefits
- Great parks make the community **attractive** to residents and businesses.



What are the Plan products ?

- Evaluation of the existing park, with recommendations for improvements
- Evaluation of other lands for parks or preserved open space
- Recommendations for non-motorized trails/sidewalks between facilities
- Create a **planning tool** to guide the City decision-making for **10 to 20 years** to improve facilities, preserve open space and environmental resources, and enhance recreational programming, maintenance, and staffing



What is important to Planning ?

What is most important for a comprehensive park, recreation, open space, greenways, and trails plan?

PUBLIC PARTICIPATION

- Public participation is essential for a good plan. SC conducts public participation programs to ensure that *“every voice is heard, and all ideas are honored”*
- SC is ready to help Allentown stakeholders take part in this dynamic planning process – with information, options, and recommendations to guide City decisions over the next 10 to 20+ years.

YOU, YOUR FAMILIES, AND FRIENDS

- **You** will help make create **your** plan.



Project Schedule



Meeting Type	Date	Time
Committee Meeting #1	Wednesday, September 25, 2024	7pm-9pm
Public Meeting #1 – Project Intro / Brainstorming	Wednesday, November 13, 2024	6 PM – 8 PM
Committee Meeting #2	Monday, December 9, 2024	7pm-9pm
Public Meeting #2 – Existing Conditions, Initial Concepts	Wednesday, January 8, 2025	6pm-8pm
Committee Meeting #3	Wednesday, January 22, 2025	7pm-9pm
Public Meeting #3 – Refined Plans, Admin Analysis	Wednesday, February 26, 2025	6pm-8pm
Committee Meeting #4	Wednesday, April 9, 2025	7pm-9pm
Public Meeting #4 – Finance, Programming, Refined Plans	Wednesday, April 30, 2025	6pm-8pm
Key Person Interviews (20)	TBD	TBD
Committee Meeting #5	Wednesday, June 11, 2025	7pm-9pm
Online Public Opinion Survey	October 2024 – May 2025	
Public Meeting #5 – Draft Plans	Wednesday, June 25, 2025	6pm-8pm
Committee Meeting #6	Wednesday, September 10, 2025	7pm-9pm
City Council Meeting (to Adopt Plan – TBD)	October 2025	
City Staff Meetings	Estimated 1 per month	Virtual

Project Scope

Existing Conditions Inventory & Data Collection

- Site Reconnaissance
- Mapping
- Review of City Ordinances and Previous Plans

Public Participation

- 6 Committee Meetings
- 5 Public Meetings
- 20 Key Person Interviews
- Public Opinion Survey
- Meetings with City Staff

Purpose, Goals, Objectives

- SC team will develop goals with the Township, committee & residents
- Will be revised/refined as the plan advances

Recreation Facilities & Open Space Inventory & Analysis

- Benchmark Similar Communities
- Stormwater Analysis
- Opportunities for new trails/connections and park space

Personnel, Administration, Maintenance, Programs & Service

- Recommendations

Design Process & Recommendations

- Cost Estimates
- Funding Strategy
- Draft Plan – 30-Day Public Review
- Final Plan & Report

• Master Site Plans

- Fountain Park
- Bucky Boyle Park
- Roosevelt Park





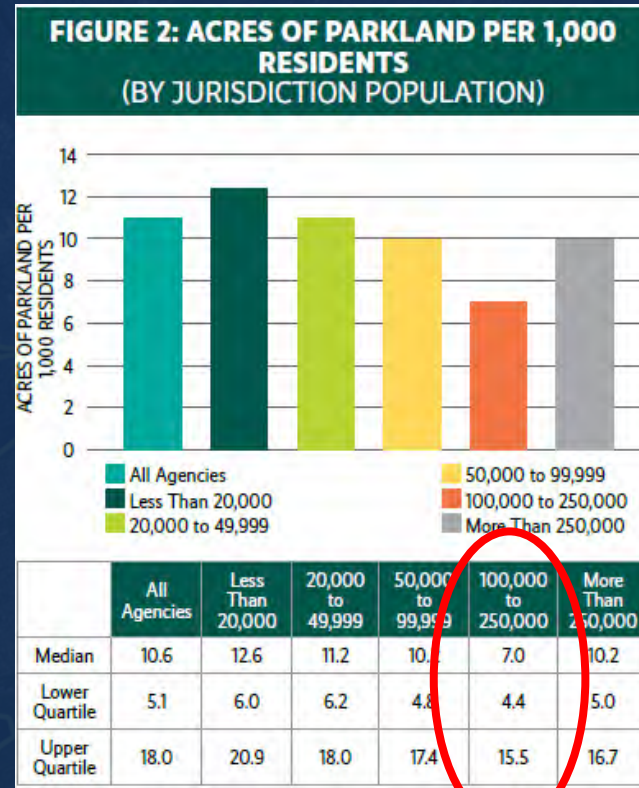
Existing information (data)

Allentown Park System - metrics

City TOTAL park acreage: **2,000 acres**

City TOTAL population (2023): **125,845 people**

15.9 acres of parkland per 1,000 residents:



More than double the national metric of 7.0 acres, and more acres per resident than any city its size !

Source: The NRPA gathers data annually from parks and recreation agencies nationwide to allow them to compare their own performance metrics with those of other U.S. agencies and to identify areas of excellence and areas in need of improvement.

Vision and Goals from the 2006 Plan – *Does this vision still work ?*


Vision: Allentown - “A City in a Park”

Parks and Recreation as a System

- Managing open space as an integrated system
- Using trails and greenways to link parks, historic sites, and natural areas into a network of open space resources
- Encouraging local and regional connections to connect people to parks, schools, neighborhoods and conservation areas via public access, scenic landscape, or natural habitat corridors
- Having Allentown’s park and recreation system be accessible to all residents and visitors

Parks and Recreation as Economic Development

- Mainstream parks and recreation as a planning tool for economic revitalization
- Parks and recreation projects would be viewed as essential in revitalization
- The City will do research on the quality-of-life and economic benefits of parks and recreation to promote the City as a place to live, work, visit, and do business

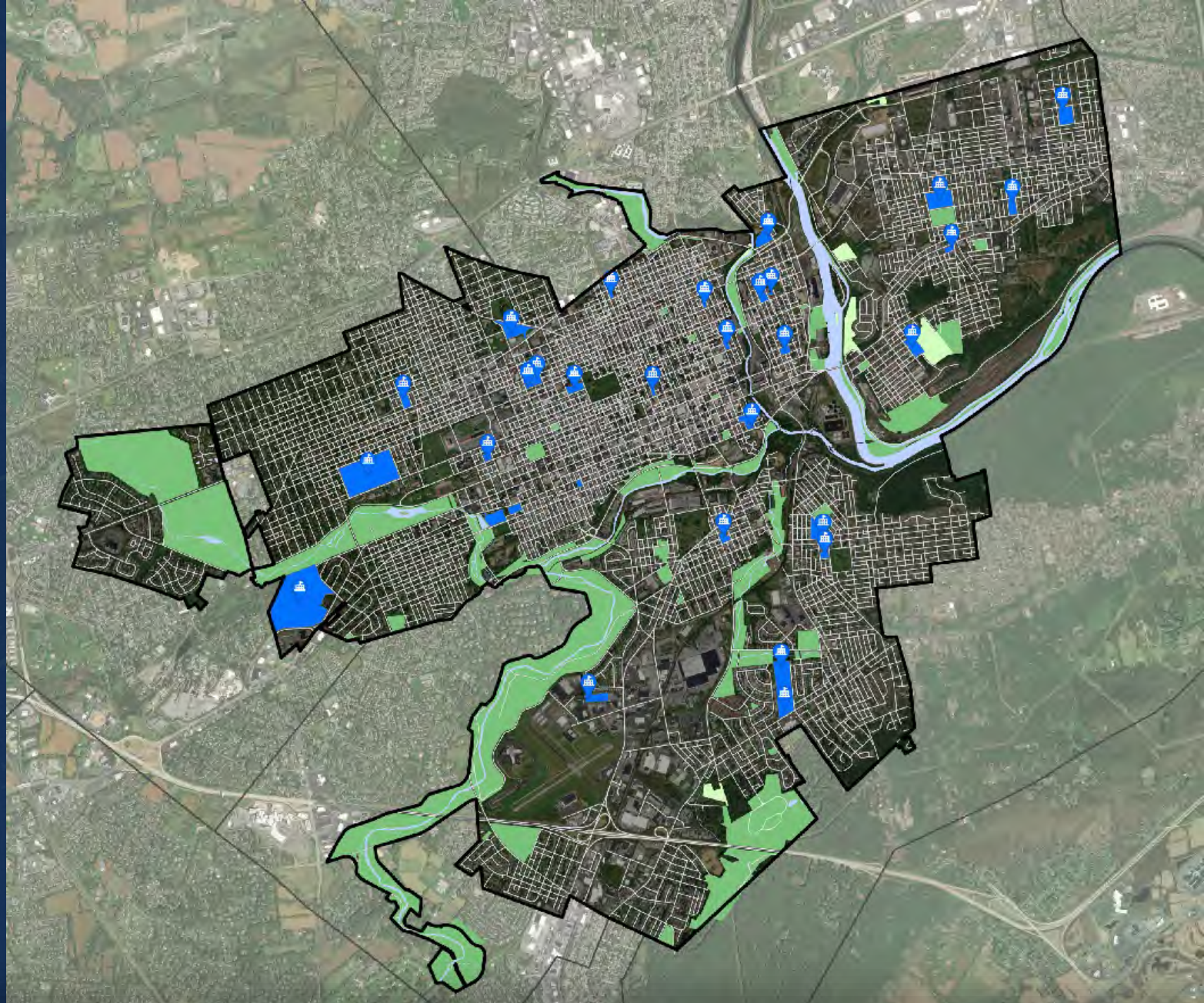


Existing Conditions

Legend

Existing

- Road
- ▬ Municipal Boundary
- Park and Rec
- Open Space
- Institutional
- Water

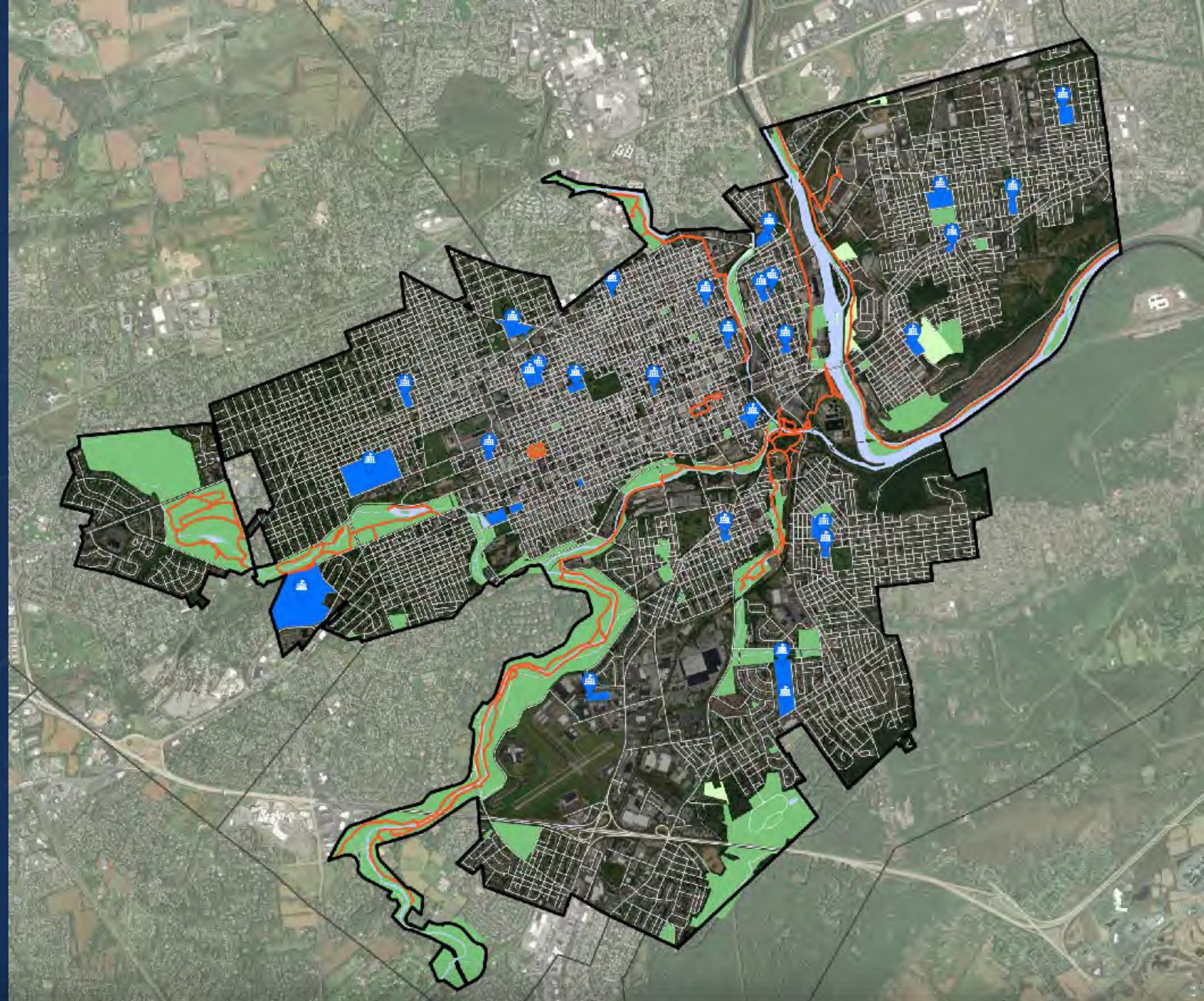


Existing Trails

Legend

Existing

- Roads
- Municipal Boundary
- Park and Rec
- Open Space
- Institutional
- Water
- Trails



STRAVA Heatmap

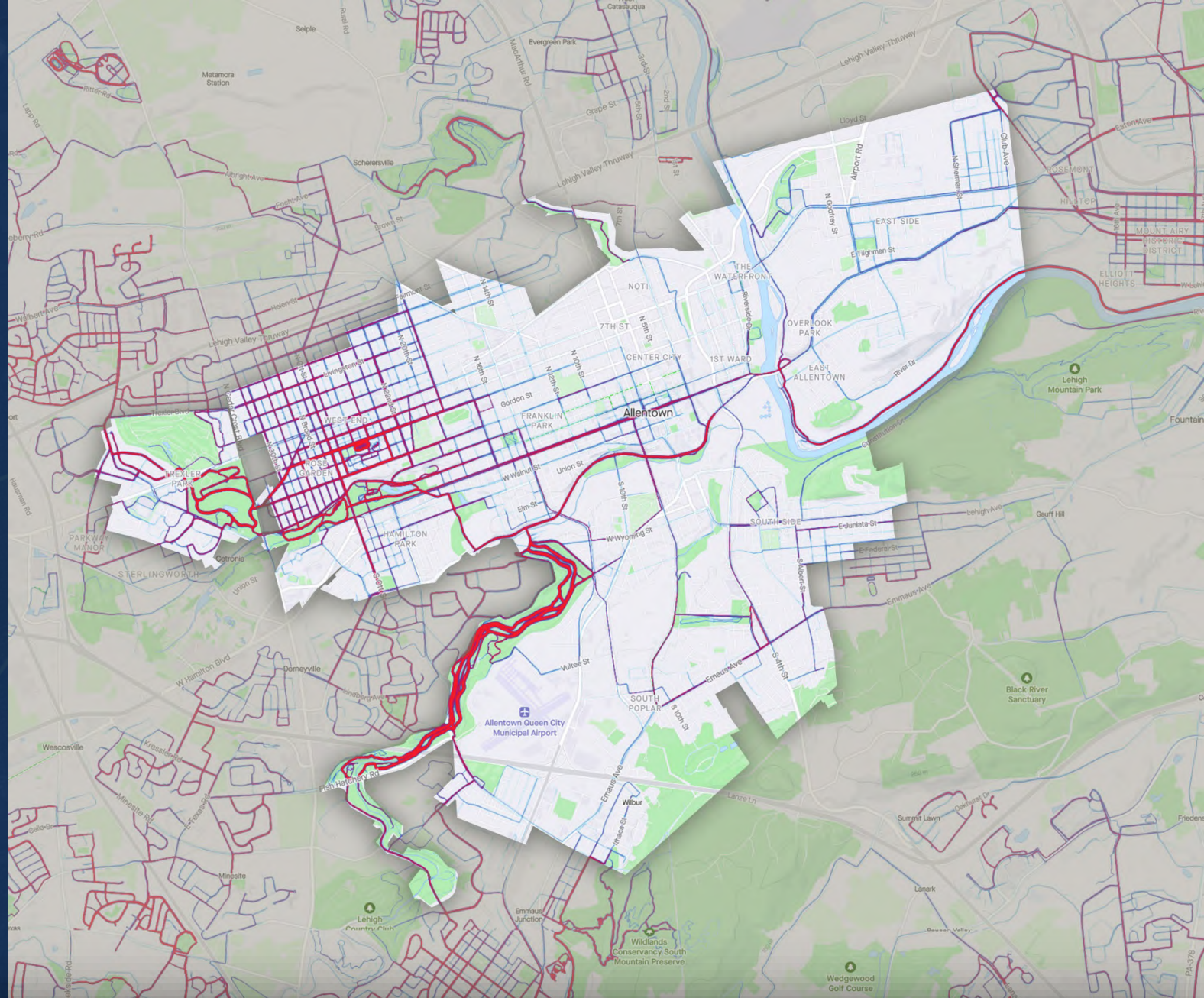
Runners and riders

Heat Map Legend

High Volume



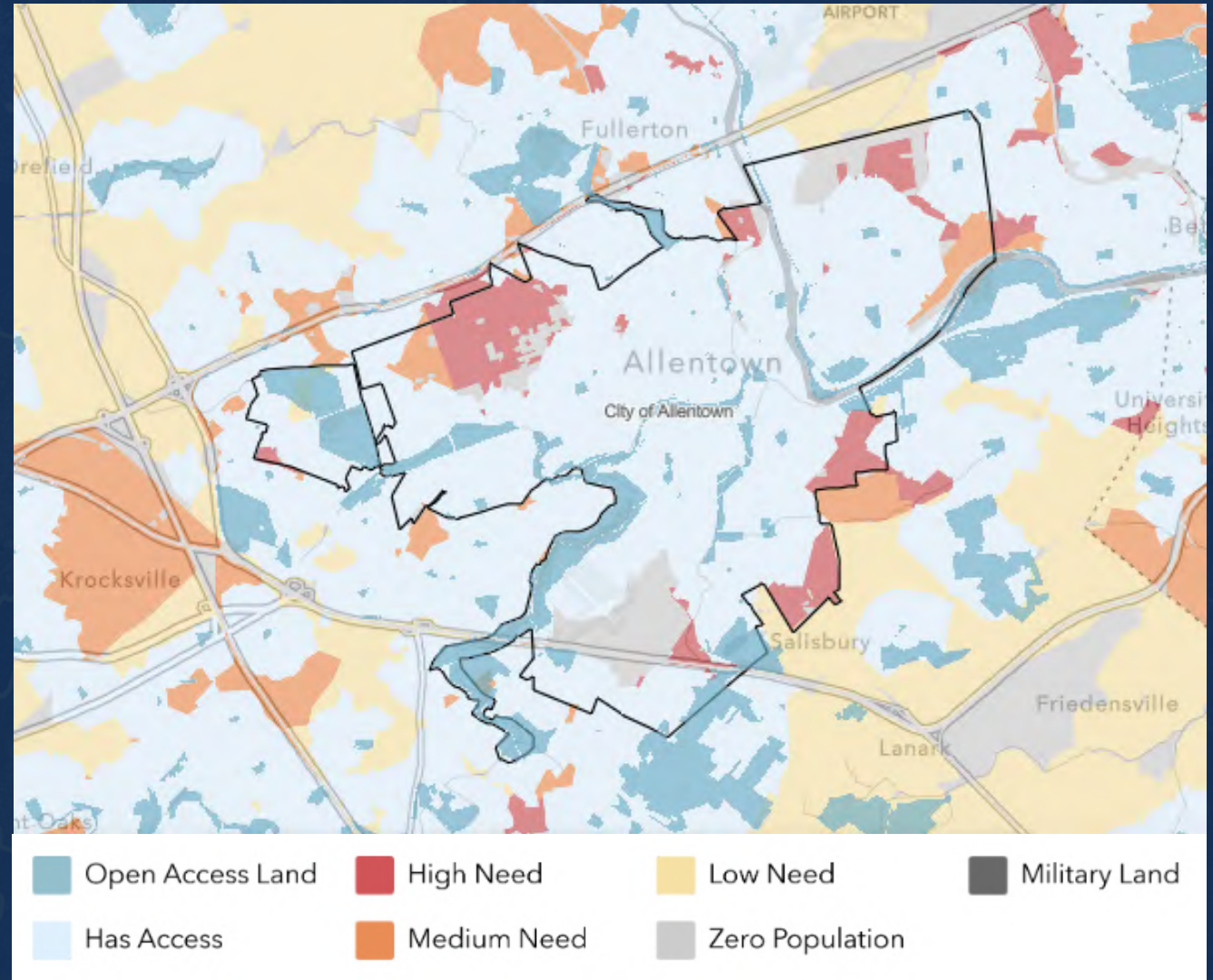
Low Volume



DCNR: 10-Minute walk to open space (City)

10-Minute Walk Municipal Stats: City of Allentown (Lehigh County)

Total Population Served	107,286
Population Served (%)	87%
Kids Served	31,271
Kids Served (%)	89%
Adults Served	61,897
Adults Served (%)	87%
Seniors Served	14,118
Seniors Served (%)	84%
Low Income Households Served	23,065
Low-Income Households Served (%)	89%
Medium Income Households Served	6,485
Medium-Income Households Served (%)	82%
High Income Households Served	7,744
High-Income Households Served (%)	79%



Source: DCNR, The Trust for Public Land

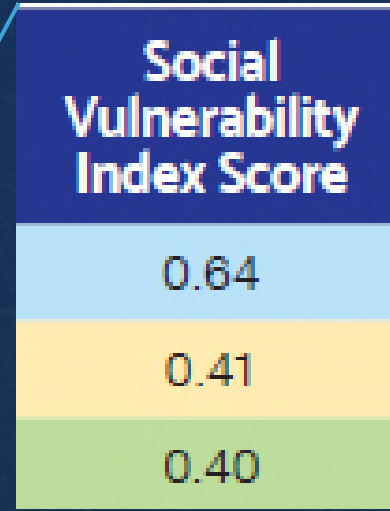
Community Health Needs Assessment

SOCIAL VULNERABILITY INDEX

The degree to which a community exhibits certain social conditions, including high poverty, low percentage of vehicle access, or crowded households, may affect that community's ability to prevent human suffering and financial loss in the event of disaster. These factors describe a community's social vulnerability.

The social vulnerability index is a measure of the degree of social vulnerability in counties and neighborhoods across the United States, where a higher score indicates higher vulnerability. Lehigh County has a social vulnerability index score of 0.64, which is greater than the state average of 0.41.

Report Area	Total Population	Socioeconomic Theme Score	Household Composition Theme Score	Minority Status Theme Score	Housing and Transportation Theme Score	Social Vulnerability Index Score
Lehigh County	362,613	0.40	0.51	0.87	0.72	0.64
Pennsylvania	12,791,181	0.34	0.30	0.60	0.58	0.41
United States	322,903,030	0.30	0.32	0.76	0.62	0.40



POVERTY – CHILDREN BELOW 100% FPL

Poverty is considered a *key driver* of health status.

In the report area, 19.50% or 15,901 children age 0-17 are living in households with income below the federal poverty level (FPL). This indicator is relevant because poverty creates barriers to access, including health services, healthy food, and other necessities, which contributes to poor health status.

Report Area	Total Population	Population Under Age 18	Population Under Age 18 in Poverty	Percent Population Under Age 18 in Poverty
Lehigh County	355,304	81,556	15,901	19.50%
Pennsylvania	12,380,284	2,613,746	458,890	17.56%
United States	316,715,051	72,235,700	13,377,778	18.52%
Allentown	115,326	31,402	11,746	37.41%

Source: 2022 Community Health Needs Assessment Health Profile – Lehigh County

Community Health Needs Assessment – obesity

CHRONIC CONDITIONS – DIABETES (ADULT)

This indicator reports the number and percentage of adults age 20 and older who have ever been told by a doctor that they have diabetes. This indicator is relevant because diabetes is a prevalent problem in the U.S.; it may indicate an unhealthy lifestyle and puts individuals at risk for further health issues.

Within the report area, 27,730 of adults age 20 and older have diabetes. This represents 8.7% of the total survey population.

Report Area	Population Age 20+	Adults With Diagnosed Diabetes	Adults With Diagnosed Diabetes, Age-Adjusted Rate
Lehigh County	271,863	27,730	8.7%
Pennsylvania	9,776,609	1,070,648	9.4%
United States	245,628,960	25,942,874	9.5%

Note: This indicator is compared to the state average.

Data Source: Centers for Disease Control and Prevention, National Center for Chronic Disease Prevention and Health Promotion

OBESITY

This indicator reports the number and percentage of adults age 20 and older self-report having a body mass index (BMI) greater than 30.0 (obese). Respondents were considered obese if their body mass index (BMI) was 30 or greater. Body mass index (weight [kg]/height [m]²) was derived from self-report of height and weight. Excess weight may indicate an unhealthy lifestyle and puts individuals at risk for further health issues.

Within the report area, there are a total of 85,637 adults age 20 and older who self-reported having a BMI greater than 30.0. This represents a 31.0% of the survey population.

Report Area	Population Age 20+	Adults With BMI > 30.0 (Obese)	Adults With BMI > 30.0 (Obese), %
Lehigh County	272,729	85,637	31.0%
Pennsylvania	9,783,405	3,008,801	30.5%
United States	243,101,202	72,159,365	29.5%
Allentown	90,199	32,291	35.4%

Source: 2022 Community Health Needs Assessment Health Profile – Lehigh County



Site conditions (reconnaissance)

August 20, 2024

Park Inventory

Existing Parks:

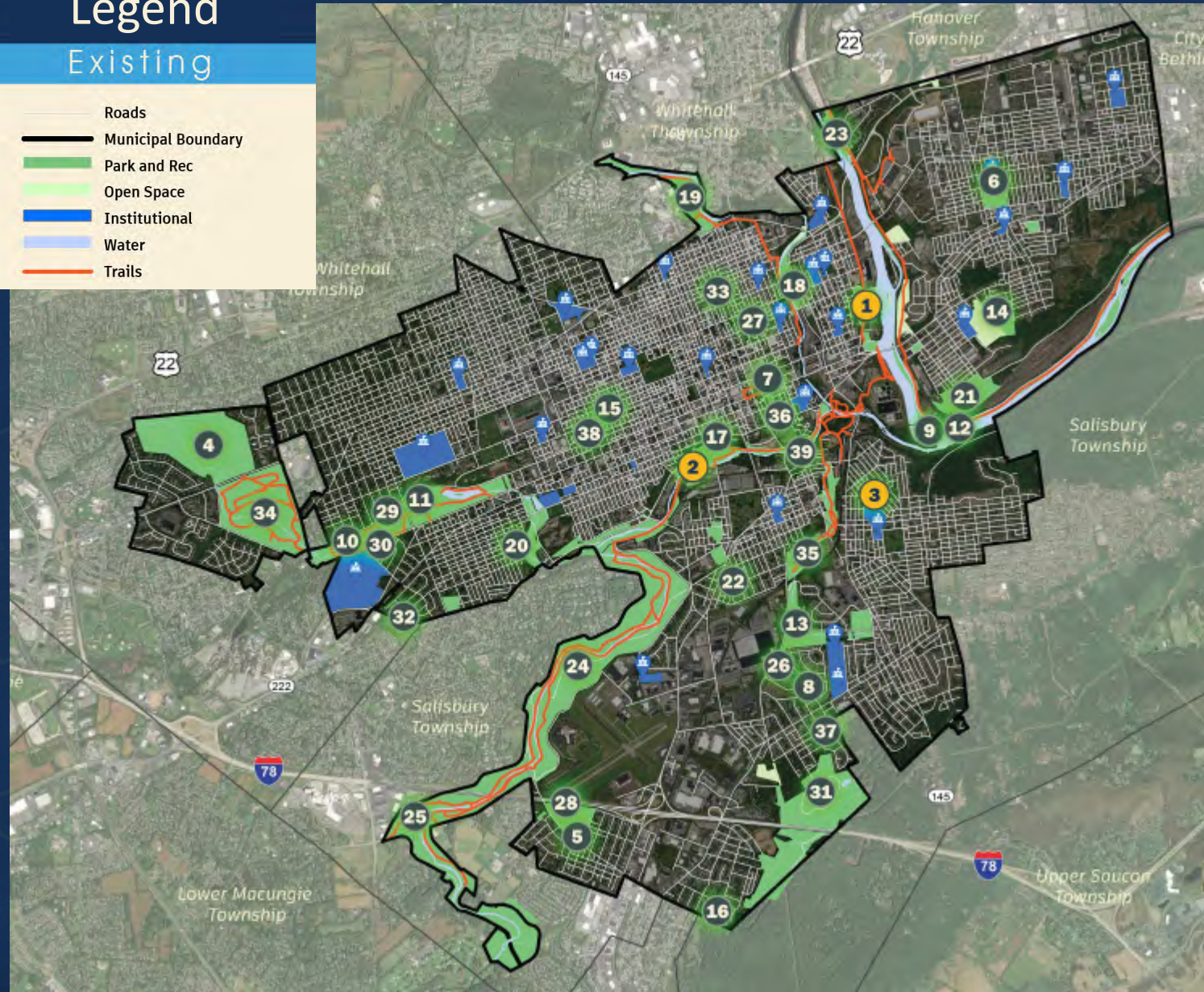
1. Bucky Boyle Park
2. Fountain Park
3. Roosevelt Park
4. Allentown Municipal Golf Course
5. Alton Park Playlot
6. Andre Reed Park and Irving Pool
7. Arts Park
8. Benton Street Playlot
9. Canal Park
10. Cedar Creek Parkway
11. Cedar Beach Park and Pool
12. D&L Trail
13. Dixon Street Dog Park
14. East Side Reservoir
15. Franklin Park
16. Ithaca Playlot
17. Jackson Street Community Park
18. Jordan Meadows
19. Jordan Park
20. Joseph Daddona Lake and Terrace (Union Terrace) Park
21. Keck Park

3 master plans will be developed for these parks.

Legend

Existing

-  Roads
-  Municipal Boundary
-  Park and Rec
-  Open Space
-  Institutional
-  Water
-  Trails



Park Inventory – cont.....

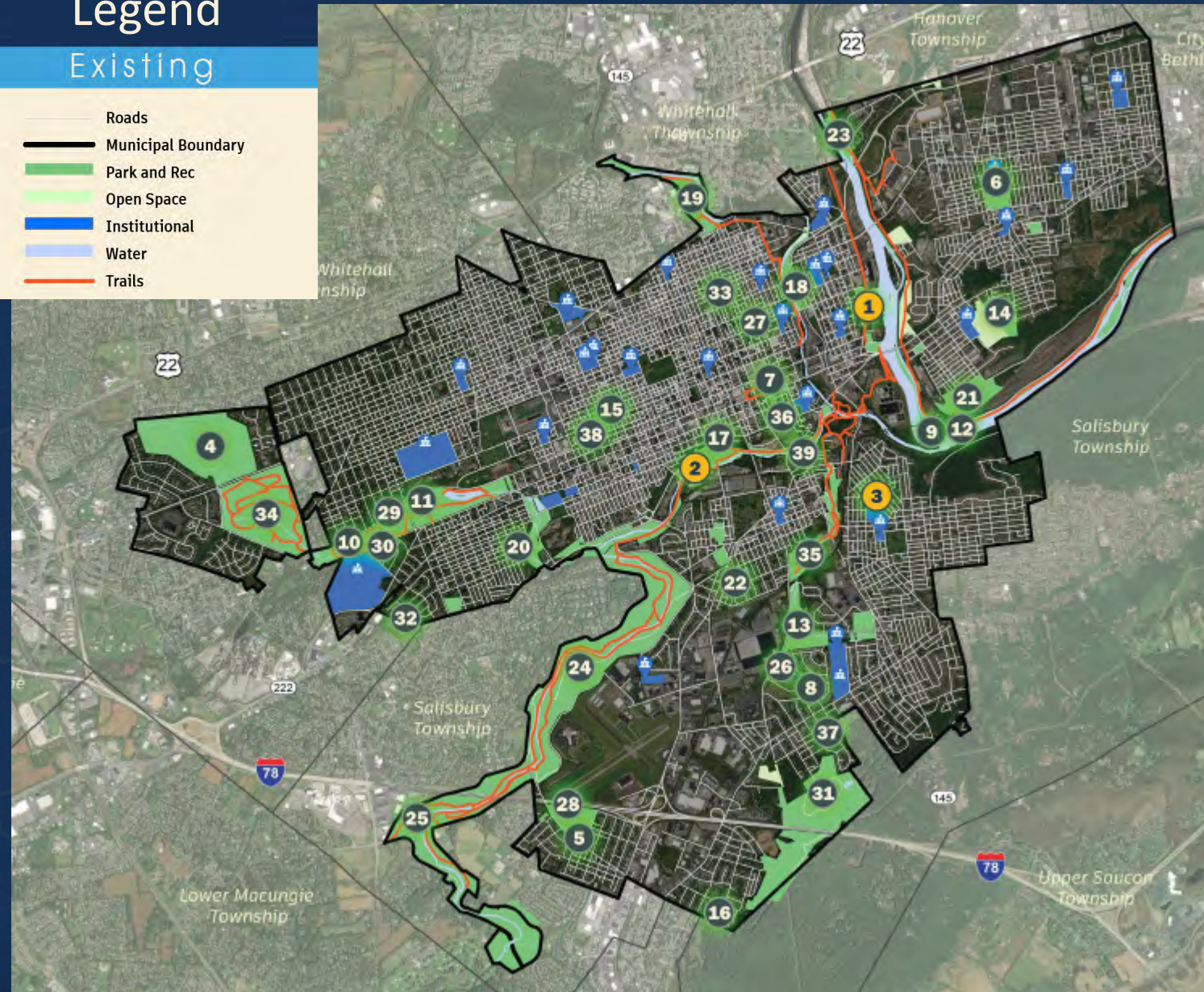
Existing Parks:

22. Keck Triangle
23. Kimmet's Lock
24. Lehigh Parkway
25. Lil'-Le'Hi Trout Nursery
26. Mack Pool
27. Old Fairgrounds Playground / 5th St. Spray Park
28. Percy Ruhe Park
29. Rose Gardens
30. Rose Garden Pavilions
31. South Mountain Reservoir
32. South Street Playlot
33. Stevens Park
34. Trexler Memorial Park
35. Trout Creek
36. Valania Park
37. Walden Terrace Playlot
38. West Park
39. Wire Mill Meadow Arboretum

Legend

Existing

-  Roads
-  Municipal Boundary
-  Park and Rec
-  Open Space
-  Institutional
-  Water
-  Trails



Site observations



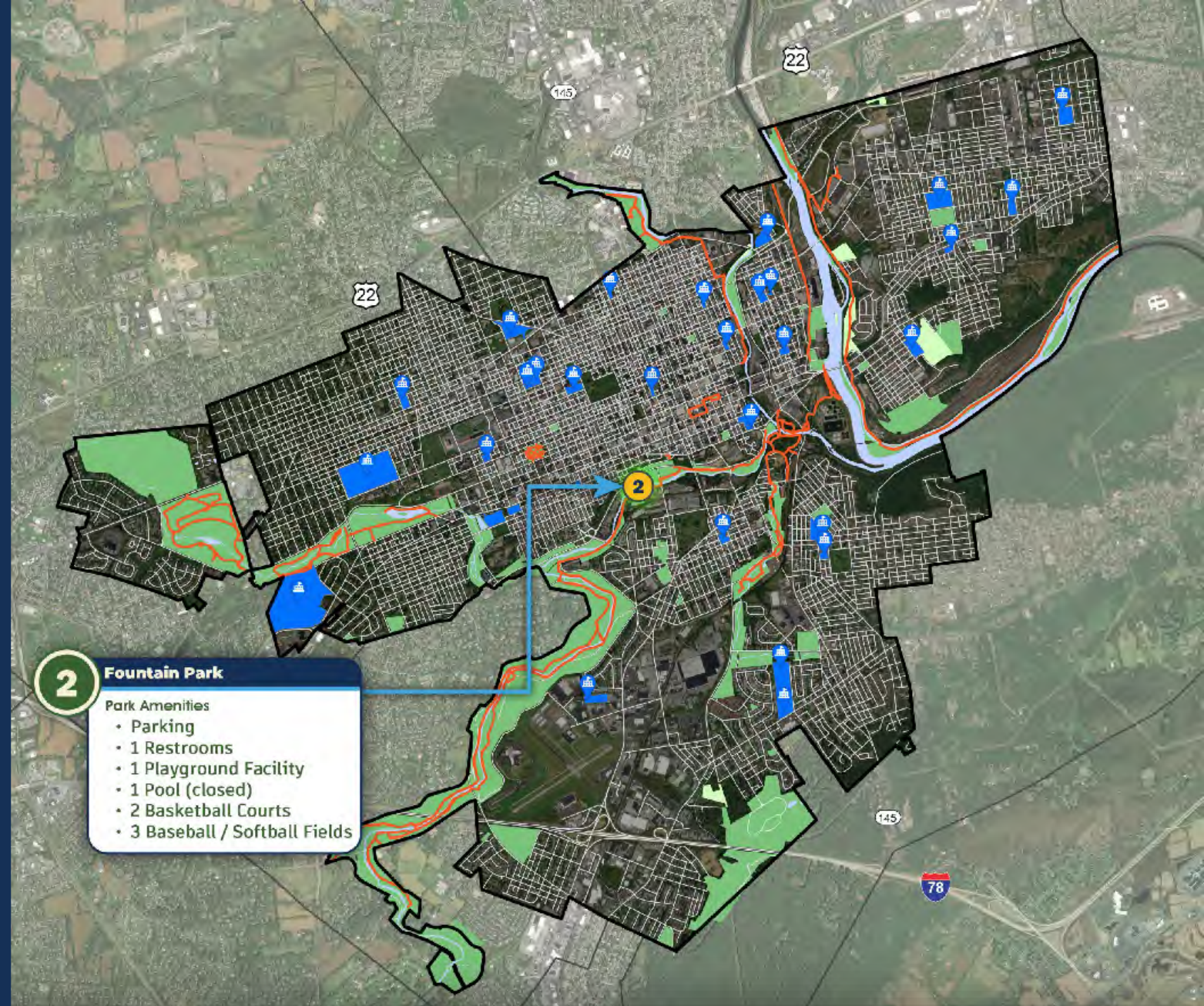
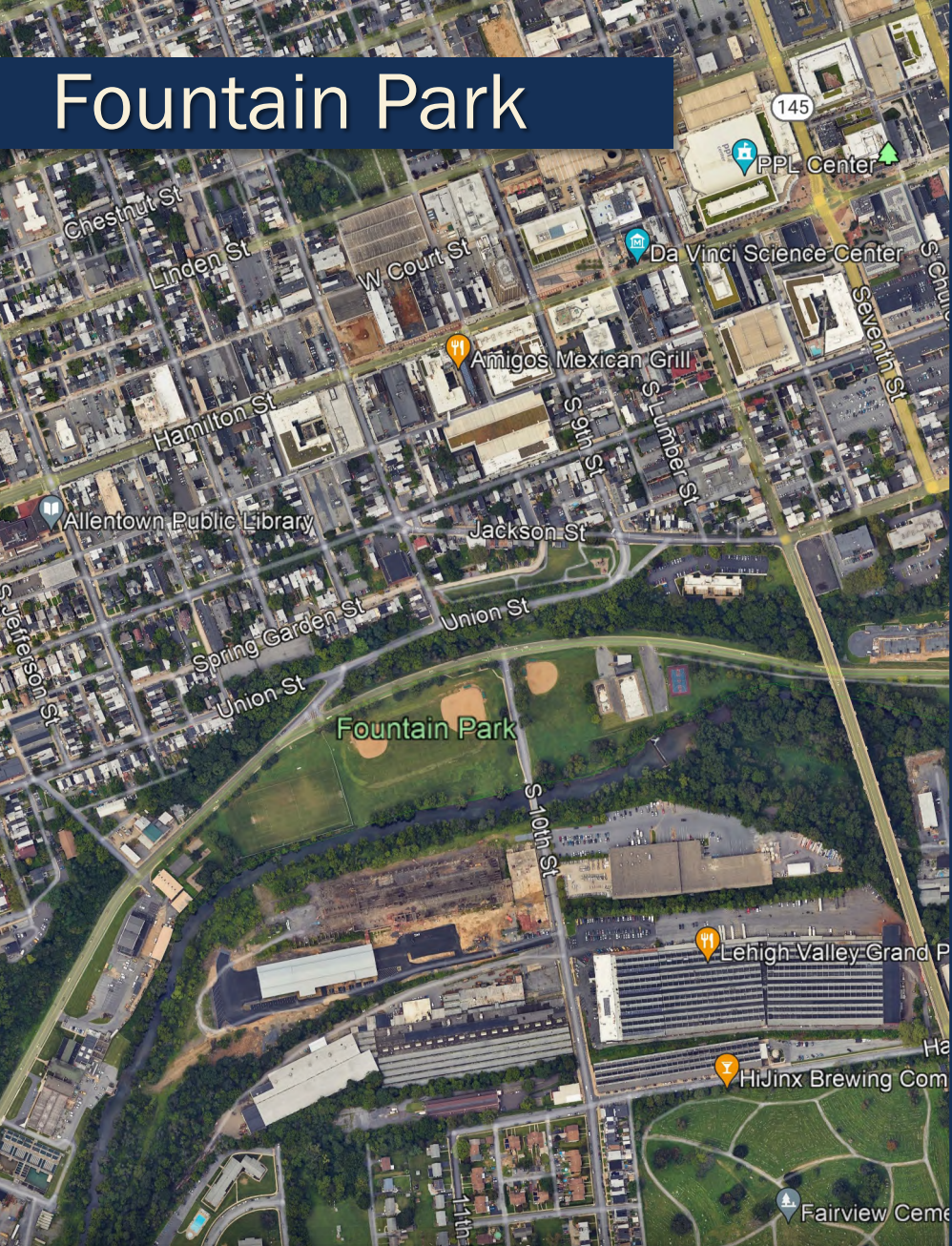
Bucky Boyle Park



Bucky Boyle Park



Fountain Park



2 Fountain Park

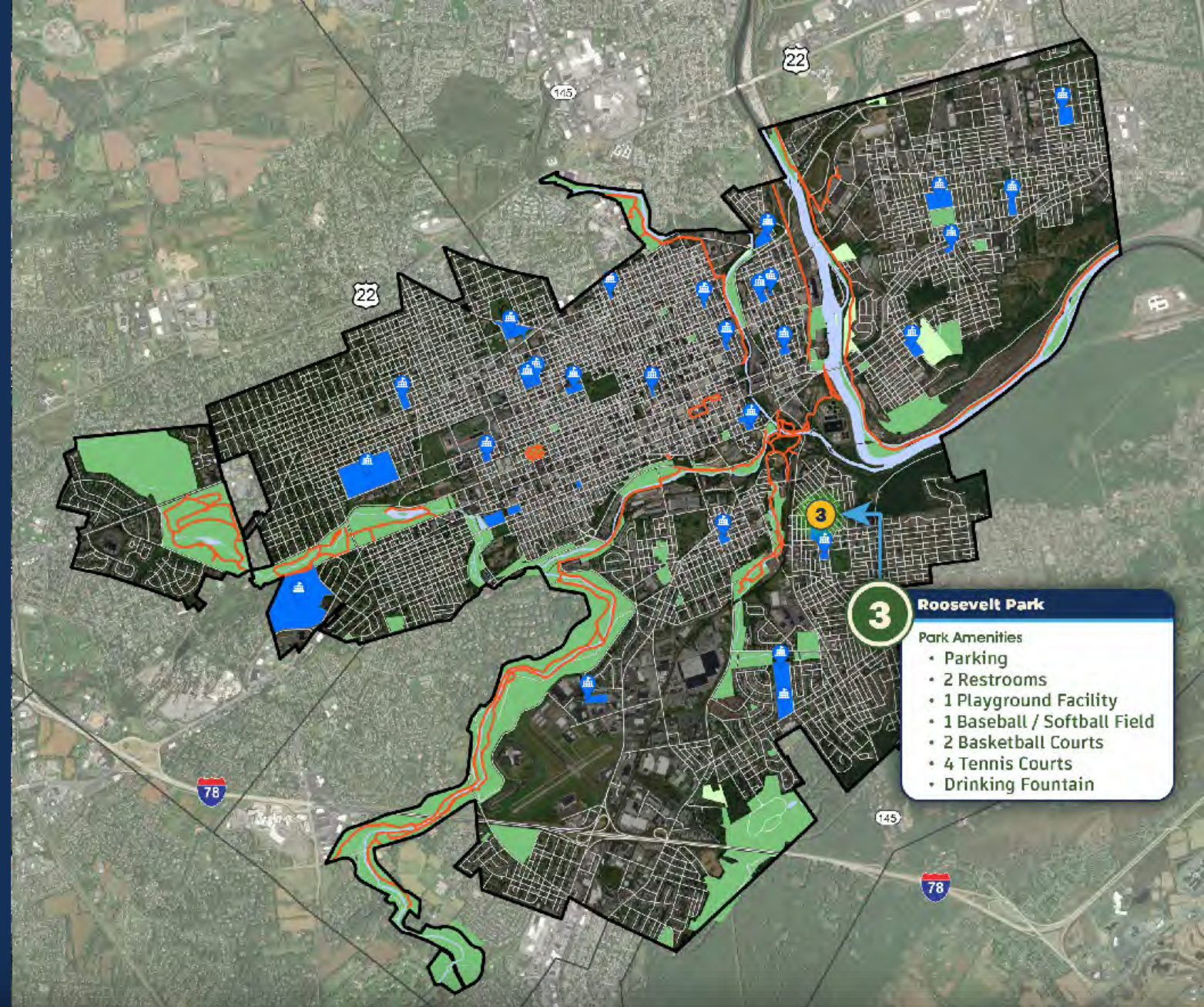
Park Amenities

- Parking
- 1 Restrooms
- 1 Playground Facility
- 1 Pool (closed)
- 2 Basketball Courts
- 3 Baseball / Softball Fields

Fountain Park



Roosevelt Park



Roosevelt Park






Public Opinion Survey

October 2024 – May 2025

Public Opinion Survey



<https://qrco.de/allentownrecplansurvey>



City of Allentown Open Space & Recreation Plan

Survey Introduction

Thank you for your interest in assisting with the planning of the City of Allentown's Park system, recreation programming, and open space needs. Over the next year, the City will develop a Comprehensive Parks, Recreation, and Open Space Plan, which will serve the following purposes:

- Determine growth opportunities for the parks and recreation system.
- Evaluate the city's management of its recreation programs and facilities.
- Establish goals and objectives for the city and its Parks and Recreation Department.
- Identify the steps needed to achieve the goals and objectives of the plan.

In addition, the City is also developing separate master site plans for Bucky Boyle Park, Fountain Park and Roosevelt Park.

This opinion survey is a vital part of the planning process and will take **approximately 15 minutes to complete**. The survey asks residents to consider existing strengths and future opportunities for the City's parks, recreation, and open space needs. The survey will be available until June 1, 2025.

Residents will also have the opportunity to provide feedback at several public meetings to be held during the course of the planning process. Please check the City's website and notices for meeting dates.

Thank you for your time and participation.

Allentown
All Inspiring



Success Stories

Recent success stories

- Played an integral part in the creation of the first park's conservancy, the Parknership
- Renovations at Bicentennial Park
- Lead a departmental reorganization that allocated additional positions to the department including a Recreation Manager, Outreach Coordinator, and Sustainability Coordinator, and Park Maintenance Supervisor
- Completed construction of Irving Pool on time, and celebrated with a block party
- Resurfacing at Cedar Beach, Bucky Boyle and Valania



Recent success stories in Allentown parks.....

Movies In The Park - Increased from **6** to **12** locations in 2024

- Average attendance was **130+**

Monday Funday was brought to **7** locations throughout city from May through October 2024

- Average attendance was **50+**

5 new programs - Introduced in 2024

- Wellness Wednesdays
- Youth Tennis – Partnered with US Tennis Association; Average attendance was **10 per day**
- Pickleball – Partnered with Carol Robb; Average attendance was **12 per session**
- Youth Wrestling – Partnered with Muhlenberg; Average attendance was **20+ per night**
- Youth Soccer – Partnered with Fernando Carrizo and Eastern PA Youth Soccer; Average attendance was **100+ per night**

Recent success stories in Allentown parks.....

Expanded King and Queen of the Court to Grades 6-12 in 2024

- Average attendance was **60+ per night**

Biddy basketball - continued success (boys/girls) in 2024

- Over **140+** kids attending program

110th year of Romper Day as part of Summer Playground Program in 2024

- Averaged **300+** kids during summer, **5,138** lunches served, **20+** community partners

Fully staffed for pools and playgrounds in 2024

- **75%** playground staff returned
- **83%** of pool staff are Allentown residents
- **71%** of playground staff are Allentown residents
- **Opened 3 pools**

Recent Success Stories

Fishing and Fun in the Park in 2024

- Partnership with Lehigh Valley Center for Independent Living
- All-inclusive fishing event for all ages and abilities
- **60+** people in attendance and **10+** community partners

Summer concerts in 2024 averaged **90+** people per night with **7** different local bands at **5** different locations



Allentown
All Inspiring



Brainstorming

Brainstorming

GOALS

Goals for the project — initially broad, then specific

Facts - What we know already about the
City of Allentown parks

FACTS

CONCEPTS

Ideas for attaining project goals – Opportunities for
improvement

Partners - Groups, Businesses, Institutions
to create a partnership with

PARTNERS

Brainstorming

<u>GOALS</u>	<u>FACTS</u>	<u>CONCEPTS</u>	<u>PARTNERS</u>
PROVIDE FOR ALL AGES	MANY MUNICIPAL PARKS	SAFER PEDESTRIAN CONNECTIONS	DCNR
PRESERVE RESOURCES	EXISTING TRAILS	DOG PARK	LEHIGH COUNTY
IMPROVE SAFETY FOR PEDESTRIANS & BICYCLES	EXISTING PLAYGROUNDS	“50 FOOT TALL WATER SLIDE”	LOCAL BUSINESSES



Next Steps

Next Steps - Simone Collins team

- Continue to review existing plans
- Continue mapping of existing conditions
- Continue to develop park inventory matrix
- Benchmark park facilities against similar communities and industry standards
- Begin review and analysis of administration and programming



Project Schedule

Meeting Type	Date	Time
Committee Meeting #1	Wednesday, September 25, 2024	7pm-9pm
Public Meeting #1 – Project Intro / Brainstorming	Miércoles 13 de noviembre de 2024	6pm-8pm
Committee Meeting #2	Monday, December 9, 2024	7pm-9pm
Public Meeting #2 – Existing Conditions, Initial Concepts <i>East Side Youth Center</i>	Wednesday, January 8, 2025	6pm-8pm
Committee Meeting #3	Wednesday, January 22, 2025	7pm-9pm
Public Meeting #3 – Refined Plans, Admin Analysis <i>Ripple Church</i>	Wednesday, February 26, 2025	6pm-8pm
Committee Meeting #4	Wednesday, April 9, 2025	7pm-9pm
Public Meeting #4 – Finance, Programming, Refined Plans <i>Theatre514</i>	Wednesday, April 30, 2025	6pm-8pm
Key Person Interviews (20)	TBD	TBD
Committee Meeting #5	Wednesday, June 11, 2025	7pm-9pm
Online Public Opinion Survey	October 2024 – May 2025	
Public Meeting #5 – Draft Plans <i>Fearless Fire Co.</i>	Wednesday, June 25, 2025	6pm-8pm
Committee Meeting #6	Wednesday, September 10, 2025	7pm-9pm
City Council Meeting (to Adopt Plan – TBD)	October 2025	
City Staff Meetings	Estimated 1 per month	Virtual

NEXT →

Thank You!

SIMONE COLLINS LANDSCAPE ARCHITECTURE – 610.239.7601

Pankaj Jobanputra, AICP, Project Manager
pjobanputra@simonecollins.com

Anita Nardone, PE, Stormwater Analysis
anardone@simonecollins.com

Robert Gladfelter, RLA, ASLA, Project LA, Natural Resources Analysis
rgladfelter@simonecollins.com

William Collins, RLA, Principal
wcollins@simonecollins.com

